

Feed Bin Levels

Feed Bin Levels can be found on the Feed Management tab under Work flow and opens in a new browser tab when launched.

Feed Bins Levels will show on Feed Orders and the Feed Monitor screens. We recommend doing the levels daily, but if not, weekly at a minimum. Entering Feed Bin Levels will fill in the Estimated Feed on Site sections if Feed Bin Levels is set as the default in Company Attributes, Company Defaults, Feed Ordering Defaults. If the default is left as Feed Order/Delivery, Estimated Feed on Site will be blank.

Feed Ordering Defaults

Feed Outage Method: Feed Bin Levels

Max Days Since Last Feed Level: 7

Feed Management	Finish	Sales	Finance	Analytics	Help	Change Company
Feed <ul style="list-style-type: none"> ☆ Create Feed Delivery - Diets ☆ Create Feed Delivery - Ingredients ☆ Update Feed Delivery ☆ Feed Transfers 	Ordering <ul style="list-style-type: none"> ☆ Feed Ordering ☆ Feed Monitoring ☆ Feed Reconciliation ☆ Scheduled Groups 	Work Flow <ul style="list-style-type: none"> ☆ Feed Bin Levels ☆ Site Health Breaks ☆ Site Treatment Orders ☆ Feed Prices ☆ Feed Budgets 	Grain Bank <ul style="list-style-type: none"> ☆ Prepay/Contract Feed 	Imports <ul style="list-style-type: none"> ☆ Feed Imports ☆ Setup Imports 		

A screen will open. Select your Producer and Site from the dropdowns. These are required. Barn selection is optional. Click Continue.

PRODUCER

Miller

SITE

Miller North

BARN

MN1

CONTINUE

The bins for the selected site will come up. You will see:

- Bin Name
- Date (Note bin levels can only be entered for the current date.)

- Producer, Site, Barn and Group
- Capacity of the bin
- Current Inventory

Below this is a slider for you to record the level of feed in the bin. Slide the circle to move the bin level. The level will turn blue when in process and green when complete.

Select your Bin Observation type from the dropdown.

Ard B1

TODAY'S DATE:

12/26/2018

Miller | Miller North | MN1 | Feed Test Group |

CAPACITY:

14

CURRENT INVENTORY:

2995

0%

20%

100%

Scale

INCHES FROM TOP:

PREVIOUS LEVEL:

20%

12/17/2018

LAST DELIVERY:

Diet 2

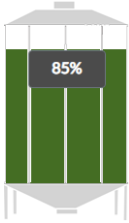
12/18/2018


TANDEM:

YES Ard B2

ACTIVE BIN

☐





Below the observation type, you will see the previous level entered and the date it was entered. The date and diet of the last feed delivery and the name of the other bin if this is a tandem bin.

The Active Bin button will be highlighted if feed is currently being fed from this tandem bin.

Another option for Feed Bin Observation Type is Inches from Top. To use this feature, you will want to add Inches From Top as an Observation type and on the Bin setup, enter the height of the bin. See procedure for these steps on the Help menu.

When using Inches from Top, you will not use the slider. Choose Inches from Top on the Observation dropdown. Then in the Inches from Top field, enter the inches from the top of the bin to the level of feed.

Ard B1

TODAY'S DATE: 12/26/2018

Miller | Miller North | MN1 | Feed Test Group |

CAPACITY: 14

CURRENT INVENTORY:

2995



0%

20%

100%

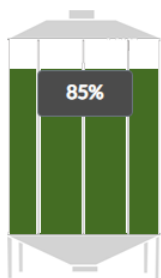
Inches From Top ▼

INCHES FROM TOP:

36

TOTAL INCHES:

240



The picture of the bin and the slider will automatically adjust to your entry.